



ANNUAL REPORT 2017

**I HAVE
THE POWER
TO CHANGE
MY WORLD**



UNFPA

Delivering a world where
every pregnancy is wanted
every childbirth is safe and
every young person's
potential is fulfilled





ANNUAL REPORT 2017

- 3** MESSAGE FROM THE EXECUTIVE DIRECTOR
- 5** PREGNANCY BY CHOICE, NOT BY CHANCE
- 7** SAVING MOTHERS' LIVES
- 9** EMPOWERING THE NEXT GENERATION
- 11** AFRICA, EAST AND SOUTHERN
- 15** AFRICA, WEST AND CENTRAL
- 19** ARAB STATES
- 23** ASIA AND THE PACIFIC
- 27** EASTERN EUROPE AND CENTRAL ASIA
- 31** LATIN AMERICA AND THE CARIBBEAN
- 35** RESOURCES, MANAGEMENT AND PARTNERSHIPS

*"I see a future where every woman
and every girl has the power,
information and means to
shape her own destiny."*

Dr. Natalia Kanem
UNFPA Executive Director



MESSAGE FROM THE EXECUTIVE DIRECTOR

Year on year, millions of women and adolescents in 155 countries and territories have been progressively able to exercise their sexual and reproductive health and rights. This is in no small measure as a result of UNFPA programmes and activities.

The UNFPA strategic plan for 2014-2017 set ambitious targets for increasing access to sexual and reproductive health services, including—and especially—in parts of the world strangled by war or devastated by natural disasters.

These services have empowered millions of women to make their own decisions about whether, when or how often to become pregnant. They have enabled millions of teenagers to avoid unplanned pregnancy, and to make safe and healthy transitions to adulthood. And they have slowed the unnecessary and cruel tide of maternal death.


UNFPA-supported initiatives have touched a remarkable number of people's lives. Contraceptives provided by UNFPA between 2014 and 2017, for example, helped avert 49 million unintended pregnancies, 15 million unsafe abortions and 125,000 maternal deaths. Through its advocacy in this period, nearly 9,000 communities abandoned female genital mutilation, sparing more than 800,000 girls from this harmful practice.

Yet, the world is still far from perfect for women and girls. There is still much that needs to be done. And so despite its impressive achievements, UNFPA continues its journey of reaching those who have not yet been able

to claim their rights, with a priority focus on supporting those left furthest behind first. Untold millions are still at risk of unintended pregnancy, death in pregnancy or childbirth, or practices that keep girls from realizing their full potential. In 2018, this is simply unacceptable.

Last year, the UNFPA Executive Board endorsed our next strategic plan, for 2018-2021, which aims to reach those who have been left behind. The new plan strives for three results that will be truly transformative for the lives of women and girls: to end unmet demand for family planning, preventable maternal death, and gender-based violence, including harmful practices such as child marriage and female genital mutilation, by 2030, the same year the United Nations Sustainable Development Goals are to be achieved. Ensuring that high-quality population data underpins these transformative results, through a geo-referenced Population Data Platform, will enable us to deliver on our strategic plan.

In 2018 and beyond, UNFPA will, therefore, allocate the bulk of its resources towards these transformative results and will use high-quality population data to document where progress is being made and to show where additional efforts are needed. We will not stop until every woman and every girl, across the globe, has the power, information and means to shape her own destiny. A cause worth fighting for, and a mandate UNFPA defends every day, everywhere.



*"I want another child,
but not yet."*


Kyae, 23, Myanmar

PREGNANCY BY CHOICE, NOT BY CHANCE

Access to safe, voluntary family planning is a human right and is central to achieving gender equality, empowering women and reducing poverty. UNFPA helps ensure steady supplies of high-quality contraceptives.

	2017	2014-2017
<i>CONTRACEPTIVES SUPPLIED BY UNFPA*</i>		
MALE CONDOMS	719,100,000	2,598,100,000
FEMALE CONDOMS	12,800,000	66,600,000
CYCLES OF ORAL CONTRACEPTIVES	43,200,000	171,600,000
PROGESTIN-ONLY PILLS	10,900,000	35,000,000
DOSES OF INJECTABLES	46,800,000	260,600,000
IMPLANTS	6,500,000	20,000,000
INTRAUTERINE DEVICES	1,920,000	6,100,000
EMERGENCY CONTRACEPTIVES	1,300,000	6,600,000
<i>IMPACT OF CONTRACEPTIVES</i>		
UNINTENDED PREGNANCIES PREVENTED	13,500,000	48,500,000
UNSAFE ABORTIONS AVERTED	4,100,100	15,200,000
MATERNAL DEATHS AVERTED	32,000	125,000

*Estimates




***"I'm not scared to
become a mother.
I'm excited."***

Myrtha, 26, Haiti

SAVING MOTHERS' LIVES

Affordable, high-quality reproductive health services save lives. Maternal deaths are decreasing rapidly in developing countries, particularly in the least-developed ones. Between 2014 and 2017, UNFPA-supported integrated sexual and reproductive health services, including skilled birth attendance, reached more than 58 million people.

	2017	2014-2017
NUMBER OF MIDWIVES TRAINED IN 39 COUNTRIES <i>with support from the Maternal Health Thematic Fund</i>	15,000	47,000
NUMBER OF WOMEN WHO UNDERWENT SURGERY TO CORRECT OBSTETRIC FISTULA	18,200	57,385
NUMBER OF PEOPLE WHO ACCESSED SEXUAL AND REPRODUCTIVE HEALTH SERVICES AND SERVICES TO ADDRESS GENDER-BASED VIOLENCE IN HUMANITARIAN SETTINGS	16,000,000	41,000,000



"I think it's important to give young people accurate information about reproductive health."

**Anastasiya, 22,
Y-Peer coordinator, Belarus**

EMPOWERING THE NEXT GENERATION

UNFPA programmes enabled millions of adolescents and young people to access sexual and reproductive health services. UNFPA has also advocated the elimination of harmful practices, such as child marriage and female genital mutilation.

<p>ADOLESCENTS WHO GAINED ACCESS TO SEXUAL AND REPRODUCTIVE HEALTH SERVICES</p>	2017	2014-2017
	7,400,000	39,500,000
<p>NUMBER OF COMMUNITIES THAT ABANDONED FEMALE GENITAL MUTILATION <i>through UNFPA-UNICEF joint programme</i></p>		
	2,960	8,963
<p>ESTIMATED NUMBER OF GIRLS REACHED WITH EMPOWERMENT PROGRAMMES, HEALTH SERVICE REFERRALS, AND EDUCATIONAL SUPPORT <i>through UNFPA-UNICEF programme to end child marriage</i></p>	2017	2016-2017
	1,000,000	1,750,000
<p>ESTIMATED NUMBER OF SCHOOLS, HEALTH, AND CHILD PROTECTION FACILITIES AND SERVICES MADE MORE GIRL-FRIENDLY <i>through UNFPA-UNICEF programme to end child marriage</i></p>		
	7,000	17,000

***"Someday, I will become
an independent woman."***

Fostina, 19, Malawi



AFRICA EAST AND SOUTHERN

**PREGNANCY BY CHOICE,
NOT BY CHANCE**
Impact of contraceptives supplied by UNFPA

**UNINTENDED PREGNANCIES
PREVENTED**

	2017	2014-2017
UNINTENDED PREGNANCIES PREVENTED	6,200,000	20,700,000

UNSAFE ABORTIONS AVERTED

UNSAFE ABORTIONS AVERTED	1,700,000	5,900,000
---------------------------------	------------------	------------------

MATERNAL DEATHS AVERTED

MATERNAL DEATHS AVERTED	15,500	60,000
--------------------------------	---------------	---------------

**EMPOWERING THE
NEXT GENERATION**

NUMBER OF ADOLESCENTS WHO GAINED ACCESS TO
**SEXUAL AND REPRODUCTIVE
HEALTH SERVICES**

EMPOWERING THE NEXT GENERATION	3,900,000	12,900,000
---------------------------------------	------------------	-------------------

SAVING MOTHERS' LIVES

PEOPLE WHO HAD ACCESS TO
**SERVICES IN HUMANITARIAN
SETTINGS**

	2017
SAVING MOTHERS' LIVES	3,500,000



Services supported by UNFPA reached millions of women and young people in East and Southern Africa between 2014 and 2017. In 2017 alone through a programme funded by the United Kingdom to prevent maternal deaths in the region, UNFPA helped 3.4 million people access family planning and trained about 6,000 health workers to provide a wider range of contraceptive options and information about their safe use.

UNFPA in 2017 also invested in integrated HIV and sexual and reproductive health services in Southern Africa, which has the world's highest HIV infection rates. In the Great Lakes region and in other crisis-affected areas, UNFPA provided maternal health care and support for survivors of gender-based violence. Also, UNFPA is supporting comprehensive sexuality education programmes in all countries in the region.


PROGRAMME EXPENSES

COUNTRY/TERRITORY \$MILLIONS (core and non-core resources)

	2017	2014-2017		2017	2014-2017
Angola	2.5	9.8	Mozambique	16.6	46.1
Botswana	0.9	5.0	Namibia	1.0	5.5
Burundi	5.7	23.2	Rwanda	3.1	16.3
Comoros	0.9	3.9	South Africa	1.7	9.7
Democratic Republic of the Congo	19.4	74.9	South Sudan	20.3	75.6
Eritrea	1.9	8.7	Swaziland	1.4	6.6
Ethiopia	13.7	61.8	Uganda	12.9	67.0
Kenya	9.3	42.0	United Republic of Tanzania	11.4	48.4
Lesotho	1.5	7.3	Zambia	8.7	31.6
Madagascar	5.6	22.8	Zimbabwe	14.4	70.2
Malawi	4.4	33.9			
Mauritius	0.1	0.4			
				2017	2014-2017
Country/territory activities				157.4	670.7
Regional activities				18.9	53.0
Total programme expenses				176.3	723.7

BY PURPOSE \$MILLIONS

		Core	Non-core	Total	
Integrated sexual and reproductive health	2017	31.9	87.9	119.8	68.0%
	2014-2017	162.0	332.2	494.2	68.3%
Adolescents	2017	5.0	18.5	23.5	13.3%
	2014-2017	24.2	53.7	77.9	10.8%
Gender equality and rights	2017	3.8	10.0	13.8	7.8%
	2014-2017	21.7	50.2	71.9	9.9%
Data for development	2017	7.9	8.5	16.4	9.3%
	2014-2017	49.1	23.4	72.5	10.0%
Organizational efficiency and effectiveness	2017	1.2	1.6	2.8	1.6%
	2014-2017	4.1	3.1	7.2	1.0%



***“I think it’s a
privilege to work
as a midwife.”***

Georgetta, 29, Liberia

AFRICA WEST AND CENTRAL

**PREGNANCY BY CHOICE,
NOT BY CHANCE**
Impact of contraceptives supplied by UNFPA

**UNINTENDED PREGNANCIES
PREVENTED**

3,100,000

12,600,000

UNSAFE ABORTIONS AVERTED

1,100,000

4,500,000

MATERNAL DEATHS AVERTED

14,000

51,000

**EMPOWERING THE
NEXT GENERATION**

NUMBER OF ADOLESCENTS WHO GAINED ACCESS TO

**SEXUAL AND REPRODUCTIVE
HEALTH SERVICES**

621,000

4,500,000

SAVING MOTHERS' LIVES

PEOPLE WHO HAD ACCESS TO

**SERVICES IN
HUMANITARIAN SETTINGS**

2017

3,140,000



UNFPA empowered the region's women and young people between 2014 and 2017 through improved sexual and reproductive health services and increased access to family planning. Investments strengthened countries' capacities to provide and distribute reproductive health supplies. In 2016, for example, UNFPA invested about \$33 million in contraceptives.

UNFPA also invested in developing the region's biggest asset: its young people. These investments supported initiatives to foster youth participation, with partners such as the African Youth and Adolescent Network on Population and Development, in policymaking and development planning, and to create synergies among UNFPA programmes. Efforts are also under way to realize and maximize a demographic dividend by scaling up investments in the human capital of the region's young people.

PROGRAMME EXPENSES

COUNTRY/TERRITORY \$MILLIONS (core and non-core resources)

	2017	2014-2017		2017	2014-2017
Benin	3.0	15.3	Guinea	5.9	30.5
Burkina Faso	7.0	31.3	Guinea-Bissau	1.7	8.2
Cameroon	5.5	25.7	Liberia	7.1	31.7
Cape Verde	0.5	3.3	Mali	5.5	18.6
Central African Republic	3.3	16.3	Mauritania	2.3	11.3
Chad	6.0	24.7	Niger	12.3	47.9
Congo	2.2	10.9	Nigeria	19.1	97.5
Côte d'Ivoire	6.7	32.8	São Tomé and Príncipe	0.7	4.3
Equatorial Guinea	1.7	6.0	Senegal	3.8	22.6
Gabon	0.6	3.3	Sierra Leone	21.8	64.9
Gambia	1.5	6.7	Togo	2.3	14.3
Ghana	3.1	15.9			
				2017	2014-2017
Country/territory activities				123.6	544.0
Regional activities				9.0	31.2
Total programme expenses				132.6	575.2

BY PURPOSE \$MILLIONS

		Core	Non-core	Total	
Integrated sexual and reproductive health	2017	27.4	61.5	88.9	67.0%
	2014-2017	115.5	265.9	381.4	66.3%
Adolescents	2017	4.7	12.3	17.0	12.8%
	2014-2017	25.2	32.9	58.1	10.1%
Gender equality and rights	2017	4.3	8.9	13.2	10.0%
	2014-2017	18.1	33.1	51.2	8.9%
Data for development	2017	8.5	3.5	12.0	9.0%
	2014-2017	49.9	26.9	76.8	13.4%
Organizational efficiency and effectiveness	2017	0.7	0.8	1.5	1.2%
	2014-2017	5.5	2.2	7.7	1.3%

**“I do not want more children.
I want to be able to take care of
and educate the ones we have.”**

Um Ahmed, 32, Egypt



ARAB STATES

PREGNANCY BY CHOICE, NOT BY CHANCE

Impact of contraceptives supplied by UNFPA

**UNINTENDED PREGNANCIES
PREVENTED**

UNSAFE ABORTIONS AVERTED

MATERNAL DEATHS AVERTED

2017

2014-2017

930,000

2,700,000

330,000

871,000

650

3,300

EMPOWERING THE NEXT GENERATION

NUMBER OF ADOLESCENTS WHO GAINED ACCESS TO

**SEXUAL AND REPRODUCTIVE
HEALTH SERVICES**

3,500,000

7,400,000

SAVING MOTHERS' LIVES

PEOPLE WHO HAD ACCESS TO

**SERVICES IN
HUMANITARIAN SETTINGS**

2017

8,000,000



Between 2014 and 2017, UNFPA advocated integrating sexual and reproductive health into national health policies and systems with an emphasis on strengthening services that prevent maternal deaths. It also advocated for the inclusion of reproductive rights in governments' human rights policies.

UNFPA programmes in the Arab States engaged governments, community leaders and civil society organizations in efforts to end harmful practices such as child marriage and female genital mutilation. Using data collected through focus groups and other means, UNFPA also responded to women's and girls' needs for sexual and reproductive health services and services to address gender-based violence. Regional programmes have sought to reinforce the role of young men and women in policymaking and engage them in promoting peace and security.

***“I will focus on my career
before getting married.”***

Bhawana, 18, Nepal



ASIA AND THE PACIFIC

**PREGNANCY BY CHOICE,
NOT BY CHANCE**
Impact of contraceptives supplied by UNFPA

**UNINTENDED PREGNANCIES
PREVENTED**

UNSAFE ABORTIONS AVERTED

MATERNAL DEATHS AVERTED

2017	2014-2017
1,100,000	4,500,000
311,000	1,300,000
918	4,100

**EMPOWERING THE
NEXT GENERATION**

NUMBER OF ADOLESCENTS WHO GAINED ACCESS TO
**SEXUAL AND REPRODUCTIVE
HEALTH SERVICES**

457,300	5,550,000
----------------	------------------

SAVING MOTHERS' LIVES

PEOPLE WHO HAD ACCESS TO
**SERVICES IN
HUMANITARIAN SETTINGS**

2017
1,000,000



UNFPA programmes in Asia and the Pacific between 2014 and 2017 helped reduce maternal deaths, address unmet need for family planning and tackle gender-based violence and harmful practices against women and girls.

As part of these efforts, UNFPA supported the training of midwives who have been deployed to underserved areas of Afghanistan, Bangladesh, Cambodia, Lao People's Democratic Republic, Myanmar, Mongolia and Nepal, resulting in a dramatic reduction in maternal deaths.

Advocacy contributed to increased access to family planning and strengthened responses to child marriage. Services in humanitarian settings helped meet the sexual and reproductive health needs of vulnerable women and girls and address gender-based violence.

PROGRAMME EXPENSES

COUNTRY/TERRITORY \$MILLIONS (core and non-core resources)

	2017	2014-2017		2017	2014-2017
Afghanistan	12.7	78.3	Mongolia	3.0	14.8
Bangladesh	13.4	49.5	Myanmar	13.3	70.1
Bhutan	0.5	3.3	Nepal	5.9	25.0
Cambodia	2.0	14.3	Pacific Multi Islands*	3.9	22.6
China	2.2	12.2	Pakistan	6.0	30.9
Democratic People's Republic of Korea	1.8	7.4	Papua New Guinea	3.4	14.2
India	6.3	35.7	Philippines	3.7	29.3
Indonesia	4.8	17.6	Sri Lanka	0.9	4.8
Iran (Islamic Republic of)	1.3	5.6	Thailand	0.8	5.0
Lao People's Democratic Republic	2.1	11.9	Timor-Leste	1.9	8.1
Malaysia	0.7	2.9	Viet Nam	2.1	15.5
Maldives	0.2	1.7			
				2017	2014-2017
Country/territory activities				92.9	480.7
Regional activities				7.6	30.4
Total programme expenses				100.5	511.1

BY PURPOSE \$MILLIONS

		Core	Non-core	Total	
Integrated sexual and reproductive health	2017	21.4	20.3	41.7	41.5%
	2014-2017	135.0	77.4	212.4	41.6%
Adolescents	2017	7.3	5.2	12.5	12.4%
	2014-2017	38.5	15.8	54.3	10.6%
Gender equality and rights	2017	6.5	14.8	21.3	21.2%
	2014-2017	38.5	40.3	78.8	15.4%
Data for development	2017	10.2	12.0	22.2	22.1%
	2014-2017	69.5	88.0	157.5	30.8%
Organizational efficiency and effectiveness	2017	2.4	0.4	2.8	2.8%
	2014-2017	7.5	0.6	8.1	1.6%

* Figures for Pacific multi-islands comprise several islands which, for reporting purposes, are classified under one heading, including the Cook Islands, Fiji, Kiribati, the Marshall Islands, the Federated States of Micronesia, Nauru, Niue, Palau, Samoa, the Solomon Islands, Tokelau, Tonga, Tuvalu and Vanuatu.



***"I'd like to have
a second child."***

Olga, 30, Belarus

EASTERN EUROPE AND CENTRAL ASIA

PREGNANCY BY CHOICE, NOT BY CHANCE

Impact of contraceptives supplied by UNFPA

**UNINTENDED PREGNANCIES
PREVENTED**

UNSAFE ABORTIONS AVERTED

EMPOWERING THE NEXT GENERATION

NUMBER OF ADOLESCENTS WHO GAINED ACCESS TO

**SEXUAL AND REPRODUCTIVE
HEALTH SERVICES**

SAVING MOTHERS' LIVES

PEOPLE WHO HAD ACCESS TO

**SERVICES IN
HUMANITARIAN SETTINGS**

2017	2014-2017
242,000	775,000
69,000	216,000
22,500	207,700
2017	
572,000	



In Eastern Europe and Central Asia, a region of middle-income countries, UNFPA helped governments develop or implement policies to ensure that all people, including the most vulnerable, can realize their right to sexual and reproductive health.

Other actions in the region helped break down barriers that young people face in accessing sexual and reproductive health information and services, supported national efforts to eradicate gender-based violence and harmful practices and strengthened national capacities for collecting, analysing and using data for policymaking.

PROGRAMME EXPENSES

COUNTRY/TERRITORY \$MILLIONS (core and non-core resources)

	2017	2014-2017		2017	2014-2017
Albania	1.2	3.7	Serbia*	1.1	4.3
Armenia	0.6	2.9	Tajikistan	2.0	6.7
Azerbaijan	0.8	2.6	The former Yugoslav Republic of Macedonia	0.3	1.4
Belarus	1.1	3.2	Turkey	22.1	39.4
Bosnia and Herzegovina	0.6	3.2	Turkmenistan	0.6	2.4
Georgia	1.3	6.0	Ukraine	2.8	8.1
Kazakhstan	0.6	3.0	Uzbekistan	0.8	4.2
Kyrgyzstan	0.9	4.9			
Republic of Moldova	0.7	3.2			
*Includes Kosovo					
				2017	2014-2017
Country/territory activities				37.5	99.2
Regional activities				4.6	27.6
Total programme expenses				42.1	126.8

BY PURPOSE \$MILLIONS

		Core	Non-core	Total	
Integrated sexual and reproductive health	2017	5.3	19.1	24.4	58.0%
	2014-2017	23.9	41.2	65.1	51.3%
Adolescents	2017	1.4	0.2	1.6	3.8%
	2014-2017	6.7	1.4	8.1	6.4%
Gender equality and rights	2017	2.4	8.8	11.2	26.6%
	2014-2017	9.5	18.9	28.4	22.4%
Data for development	2017	2.1	1.4	3.5	8.3%
	2014-2017	13.5	4.4	17.9	14.1%
Organizational efficiency and effectiveness	2017	1.3	0.1	1.4	3.3%
	2014-2017	7.2	0.1	7.3	5.8%

“I have a different perspective on sexuality, not as a taboo, but as a full, informed experience, without discrimination.”

**Gabriela Villarroel, 32,
health services coordinator,
Bolivia**



LATIN AMERICA AND THE CARIBBEAN

**PREGNANCY BY CHOICE,
NOT BY CHANCE**
Impact of contraceptives supplied by UNFPA

**UNINTENDED PREGNANCIES
PREVENTED**

1,600,000

4,700,000

UNSAFE ABORTIONS AVERTED

610,000

1,750,000

MATERNAL DEATHS AVERTED

820

2,600

**EMPOWERING THE
NEXT GENERATION**

NUMBER OF ADOLESCENTS WHO GAINED ACCESS TO
**SEXUAL AND REPRODUCTIVE
HEALTH SERVICES**

2,140,000

15,000,000

SAVING MOTHERS' LIVES

PEOPLE WHO HAD ACCESS TO
**SERVICES IN
HUMANITARIAN SETTINGS**

2017

256,000



UNFPA programmes in Latin America and the Caribbean between 2014 and 2017 helped bolster culturally sensitive, youth-friendly sexual and reproductive health services, ensure reliable reproductive health and family planning supplies, including long-acting reversible contraceptives, for women and young people. Other actions helped extend maternal health services, including midwifery, to indigenous communities and build institutional capacities to address gender-based violence. UNFPA's evidence-based advocacy influenced policies and strengthened capacities to address gender-based violence and helped reduce child marriage.

PROGRAMME EXPENSES

COUNTRY/TERRITORY \$MILLIONS (core and non-core resources)

	2017	2014-2017		2017	2014-2017
Argentina	0.1	1.5	Guatemala	12.8	28.3
Bolivia (Plurinational State of)	2.7	11.8	Haiti	4.4	19.4
Brazil	1.4	6.6	Honduras	3.2	13.2
Caribbean, English- and Dutch-speaking*	1.6	9.9	Mexico	1.4	5.9
Chile	0.1	0.8	Nicaragua	0.8	7.1
Colombia	0.9	10.5	Panama	0.4	2.9
Costa Rica	0.4	2.7	Paraguay	0.7	3.3
Cuba	0.7	3.0	Peru	1.7	5.8
Dominican Republic	1.2	3.6	Uruguay	1.5	5.2
Ecuador	0.7	3.7	Venezuela (Bolivarian Republic of)	0.6	4.7
El Salvador	1.4	6.9			
				2017	2014-2017
Country/territory activities				38.7	156.8
Regional activities				5.0	28.8
Total programme expenses				43.7	185.6

BY PURPOSE \$MILLIONS

		Core	Non-core	Total	
Integrated sexual and reproductive health	2017	7.9	10.4	18.3	41.9%
	2014-2017	42.1	41.1	83.2	44.9%
Adolescents	2017	3.8	2.5	6.3	14.4%
	2014-2017	21.8	10.9	32.7	17.6%
Gender equality and rights	2017	2.4	1.7	4.1	9.4%
	2014-2017	11.5	15.4	26.9	14.5%
Data for development	2017	3.6	9.7	13.3	30.4%
	2014-2017	20.9	15.0	35.9	19.3%
Organizational efficiency and effectiveness	2017	1.7	—	1.7	3.9%
	2014-2017	6.4	0.5	6.9	3.7%

* Figures for Caribbean, English- and Dutch-speaking, comprise several countries and islands which, for reporting purposes, have been classified under one heading, including Anguilla, Antigua and Barbuda, the Bahamas, Barbados, Belize, Bermuda, the British Virgin Islands, the Cayman Islands, Dominica, Grenada, Guyana, Jamaica, Montserrat, Saint Kitts and Nevis, Saint Lucia, Saint Vincent and the Grenadines, the Netherlands Antilles (Aruba, Curacao, and St. Maarten), Suriname, Trinidad and Tobago and the Turks and Caicos Islands.



RESOURCES, MANAGEMENT AND PARTNERSHIPS



Top 20 core donors to UNFPA for 2017¹

	\$
Sweden	63,802,858
Norway	50,784,280
Denmark	43,157,032
Netherlands	37,353,255
United Kingdom of Great Britain and Northern Ireland	25,873,221
Germany	25,061,987
Finland	20,000,000
Japan	18,323,833
Switzerland	16,427,105
Canada	12,130,638

	\$
Belgium	10,238,908
Australia	6,900,672
Luxembourg	4,509,209
New Zealand	4,163,775
Ireland	2,988,260
Italy	1,567,749
China	1,200,000
France	597,177
Pakistan	550,866
Spain	540,865

Top 20 non-core donors to UNFPA for 2017²

	\$
United Kingdom of Great Britain and Northern Ireland	140,079,966
United Nations and Interorganizational transfers	125,350,568
European Commission	61,464,003
Sweden	53,064,037
Denmark	45,609,017
Netherlands	43,451,764
Guatemala	40,747,659
Canada	34,455,396
Norway	17,246,709
Republic of Korea	16,637,935

	\$
Australia	15,273,468
Japan	14,917,251
Luxembourg	11,000,318
Italy	9,985,171
Belgium	9,713,643
Haiti	8,000,000
Bill & Melinda Gates Foundation	7,197,256
Switzerland	5,876,587
United States of America	5,834,837
France	5,401,335

¹ These amounts represent the contribution revenue recorded for 2014-2017 core resources. All 2017 figures are provisional as of 20 April 2018.

² The amounts represent contribution revenue for trust funds. They includes multi-year co-financing agreements, which were recognized in 2014-2017, in accordance with UNFPA accounting policies. Programme implementation continues to be linked to actual receipt of resources. All 2017 figures are provisional as of 20 April 2018.

Top 20 core donors to UNFPA for 2014-2017¹

	\$
Sweden	250,590,977
Norway	222,372,793
Netherlands	164,551,345
Denmark	152,768,280
Finland	138,483,502
United Kingdom of Great Britain and Northern Ireland	114,747,713
Germany	95,439,949
United States of America	92,640,000
Japan	79,252,594
Switzerland	65,625,258

	\$
Canada	50,243,588
Australia	39,563,675
Belgium	36,322,435
New Zealand	17,856,391
Luxembourg	14,305,544
Ireland	13,497,379
Italy	6,269,217
China	4,800,000
France	2,809,051
Pakistan	2,042,974

Top 20 non-core donors to UNFPA for 2014-2017²

	\$
United Kingdom of Great Britain and Northern Ireland	527,843,391
United Nations and Interorganizational transfers	494,730,674
Netherlands	180,101,358
Canada	137,441,984
European Commission	120,478,285
Sweden	108,153,684
United States of America	101,246,343
Denmark	64,008,228
Japan	59,056,630
Norway	58,352,535

	\$
Guatemala	47,310,978
Australia	37,324,569
Republic of Korea	30,490,590
Luxembourg	24,601,155
Switzerland	24,035,709
Belgium	20,420,611
France	18,542,817
Italy	17,115,980
Bill & Melinda Gates Foundation	15,261,079
Finland	15,226,229

¹ These amounts represent the contribution revenue recorded for 2014-2017 core resources. All 2017 figures are provisional as of 20 April 2018.

² The amounts represent contribution revenue for trust funds. They includes multi-year co-financing agreements, which were recognized in 2014-2017, in accordance with UNFPA accounting policies. Programme implementation continues to be linked to actual receipt of resources. All 2017 figures are provisional as of 20 April 2018.

Revenue and expenses¹

\$MILLIONS

	2017	2014-2017
REVENUE		
Core resources		
Contributions to core resources - gross	349.9	1,578.3
Less: transfers to other revenue for reimbursement of tax charges ²	—	(17.3)
Other revenue	67.7	223.7
Total core resources revenue	417.6	1,784.7
Non-core resources		
Contributions to non-core resources - gross	717.6	2,314.0
Less: refunds to donors	(8.4)	(20.9)
Less: indirect costs	(39.3)	(141.0)
Less: UNFPA contributions to joint programmes where it serves as a Managing Agent	—	(0.4)
Other revenue	25.1	44.5
Total non-core resources revenue	695.0	2,196.2
TOTAL REVENUE	1,112.6	3,980.9
EXPENSES		
Core resources		
Country programmes, Global and Regional Interventions and other programme activities	215.3	1,126.2
Institutional budget	141.5	558.1
Corporate	22.2	85.5
Total core resources expenses	379.0	1,769.8
Non-core resources		
Country programmes, Global and Regional Interventions and other programme activities	537.6	2,009.0
Corporate	10.3	50.1
Total non-core resources expenses	547.9	2,059.1
TOTAL EXPENSES	926.9	3,828.9

¹ All 2017 figures are provisional as of 20 April 2018.

² This amount represents reimbursement of income taxes to the taxpayers of one Member State for years 2014-2016. It is included in the 'Other revenue' amount.

















UNFPA programme and institutional budget expenses by purpose

\$MILLIONS

		Core resources	Non-core resources	Institutional budget	Total	Total by percentage	
Integrated sexual and reproductive health	2017	108.8	355.6	—	464.4	52.0%	
	2014-2017	553.2	1,383.8	—	1,937.0	52.4%	
Adolescents	2017	25.6	45.9	—	71.5	8.0%	
	2014-2017	131.4	130.1	—	261.5	7.1%	
Gender equality and rights	2017	25.6	92.5	—	118.1	13.2%	
	2014-2017	131.4	304.8	—	436.2	11.8%	
Data for development	2017	38.3	38.9	—	77.2	8.6%	
	2014-2017	237.4	175.1	—	412.5	11.2%	
Organizational efficiency and effectiveness	2017	17.0	4.7	141.5	163.2	18.2%	
	2014-2017	72.8	15.2	558.1	646.1	17.5%	
TOTAL	2017	215.3	537.6	141.5	894.4		
	2014-2017	1,126.2	2,009.0	558.1	3,693.3		









Programme and institutional budget by region

\$MILLIONS

		Core resources	Non-core resources	Institutional budget	Total	Total by percentage	
East and Southern Africa	2017	49.8	126.5	18.0	194.3	21.7%	
	2014-2017	261.1	462.6	71.1	794.8	21.5%	
West and Central Africa	2017	45.6	87.0	18.2	150.8	16.9%	
	2014-2017	214.2	361.0	69.7	644.9	17.5%	
Arab States	2017	20.3	124.0	11.3	155.6	17.4%	
	2014-2017	104.0	337.8	42.8	484.6	13.1%	
Asia and the Pacific	2017	47.8	52.7	17.7	118.2	13.2%	
	2014-2017	289.0	222.1	69.8	580.9	15.7%	
Latin America and the Caribbean	2017	19.4	24.3	12.1	55.8	6.2%	
	2014-2017	102.7	82.9	46.9	232.5	6.3%	
Eastern Europe and Central Asia	2017	12.5	29.6	6.7	48.8	5.5%	
	2014-2017	60.8	66.0	25.7	152.5	4.1%	
Office in Addis Ababa	2017	0.5	—	0.7	1.2	0.1%	
	2014-2017	2.3	—	0.7	3.0	0.1%	
Global activities	2017	19.4	93.5	56.8	169.7	19.0%	
	2014-2017	92.1	476.6	231.4	800.1	21.7%	
TOTAL	2017	215.3	537.6	141.5	894.4		
	2014-2017	1,126.2	2,009.0	558.1	3,693.3		









Programme expenses by implementing agency

\$MILLIONS

		Core resources	Non-core resources	Total	Total by percentage	
Governments	2017	23.2	66.8	90.0	12.0%	
	2014-2017	157.7	278.2	435.9	13.9%	
Non-governmental organizations	2017	15.5	161.5	177.0	23.5%	
	2014-2017	113.2	480.1	593.3	18.9%	
United Nations organizations	2017	0.9	2.4	3.3	0.4%	
	2014-2017	4.3	8.0	12.3	0.4%	
UNFPA	2017	175.7	306.9	482.6	64.1%	
	2014-2017	851.0	1,242.7	2,093.7	66.8%	
TOTAL	2017	215.3	537.6	752.9		
	2014-2017	1,126.2	2,009.0	3,135.2		

Expenses by gender marker

\$MILLIONS

		Core resources	Non-core resources	Total	Total by percentage	
Primary objective of the activity is contribution to gender equality and/or women's empowerment (gender stand-alone)	2017	21.1	101.6	122.7	16.3%	
	2014-2017	114.1	317.8	431.9	13.8%	
Significant contribution to gender equality (gender mainstreaming)	2017	88.6	217.6	306.2	40.7%	
	2014-2017	468.9	939.3	1,408.2	44.9%	
Some contribution to gender equality and/or women's empowerment	2017	88.2	198.1	286.3	38.0%	
	2014-2017	434.6	653.5	1,088.1	34.7%	
No contribution to gender equality and/or women's empowerment	2017	17.4	20.3	37.7	5.0%	
	2014-2017	108.6	98.4	207.0	6.6%	
TOTAL	2017	215.3	537.6	752.9		
	2014-2017	1,126.2	2,009.0	3,135.2		

Donor commitments 2017¹

CONTRIBUTIONS TOWARDS CORE RESOURCES

DONOR	\$
Albania	1,067
Andorra	11,141
Angola	20,000
Armenia	3,000
Australia	6,900,672
Bahamas	1,000
Bangladesh	41,300
Belgium	10,238,908
Benin	3,204
Bhutan	5,950
Bolivia (Plurinational State of)	9,000
Bosnia and Herzegovina	3,000
Botswana	5,072
Burkina Faso	13,259
Burundi	542
Cambodia	5,500
Cameroon	15,954
Canada	12,130,638
Chad	25,000
Chile	5,000
China	1,200,000
Comoros	500
Cook Islands	1,036
Costa Rica	5,108
Côte d'Ivoire	28,618
Cuba	5,000
Denmark	43,157,032
Dominican Republic	14,969
Egypt	21,294
El Salvador	2,000
Equatorial Guinea	10,000
Eritrea	5,000
Estonia	63,694
Ethiopia	2,597
Fiji	2,525
Finland	20,000,000

DONOR	\$
France	597,177
Georgia	20,000
Germany	25,061,987
Guatemala	2,017
Guinea Bissau	2,970
Guyana	999
Honduras	5,428
Iceland	300,000
India	505,286
Indonesia	14,058
Iran (Islamic Republic of)	62,794
Ireland	2,988,260
Israel	70,000
Italy	1,567,749
Japan	18,323,833
Jordan	49,995
Kazakhstan	50,000
Kenya	10,000
Kiribati	14,914
Kuwait	10,000
Lao People's Democratic Republic	3,000
Lesotho	2,837
Liechtenstein	25,100
Luxembourg	4,509,209
Madagascar	29,778
Malaysia	15,000
Mali	7,529
Mauritania	8,420
Mexico	70,000
Micronesia (Federated States of)	3,000
Monaco	5,302
Mongolia	12,000
Morocco	11,909
Mozambique	5,000
Myanmar	166
Nepal	4,588

DONOR	\$
Netherlands	37,353,255
New Zealand	4,163,775
Nicaragua	5,000
Norway	50,784,280
Oman	10,000
Pakistan	550,866
Palau	750
Palestine	4,993
Panama	10,000
Peru	1,602
Philippines	33,180
Portugal	88,863
Qatar	29,975
Republic of Korea	101,167
Romania	10,000
Russian Federation	300,000
Rwanda	1,000
Samoa	3,000
São Tomé and Príncipe	8,669
Saudi Arabia	500,000
Sierra Leone	30,000
Singapore	5,000
Slovakia	5,807
Slovenia	5,599
South Africa	38,844
Spain	540,865
Sri Lanka	18,000
Sudan	60,000
Suriname	1,000
Swaziland	10,000
Sweden	63,802,858
Switzerland	16,427,105
Tajikistan	795
Thailand	146,528
The former Yugoslav Republic of Macedonia	2,500
Togo	5,366

DONOR	\$
Tonga	995
Trinidad and Tobago	4,990
Turkey	150,000
Turkmenistan	6,000
Uganda	15,000
United Kingdom of Great Britain and Northern Ireland	25,873,221
United Arab Emirates	10,000
Uruguay	5,000
Vanuatu	864
Viet Nam	20,000
Zambia	33,255
Zimbabwe	30,000
Private Contributions	85,198
Subtotal	349,624,050
Government contribution to local office costs	290,396
TOTAL	349,914,446

¹ All 2017 figures are provisional as of 20 April 2018.

Donor commitments 2014-2017¹

CONTRIBUTIONS TOWARDS CORE RESOURCES

DONOR	\$
Afghanistan	1,000
Albania	2,567
Algeria	40,000
Andorra	47,122
Angola	140,000
Argentina	10,000
Armenia	12,000
Australia	39,563,675
Bahamas	3,000
Bangladesh	116,300
Barbados	5,000
Belgium	36,322,435
Belize	7,500
Benin	5,204
Bhutan	29,801
Bolivia (Plurinational State of)	28,032
Bosnia and Herzegovina	3,500
Botswana	20,287
Burkina Faso	65,459
Burundi	2,343
Cambodia	12,500
Cameroon	72,253
Canada	50,243,588
Chad	152,743
Chile	25,000
China	4,800,000
Comoros	2,000
Cook Islands	2,068
Costa Rica	21,320
Côte d'Ivoire	154,474
Cuba	15,000
Czech Republic	81,646
Democratic People's Republic of Korea	19,981
Denmark	152,768,280
Djibouti	3,000
Dominican Republic	44,615
Egypt	168,348
El Salvador	6,000
Equatorial Guinea	40,000

DONOR	\$
Eritrea	22,000
Estonia	270,215
Ethiopia	11,378
Fiji	7,538
Finland	138,483,502
France	2,809,051
Gabon	17,233
Georgia	80,000
Germany	95,439,949
Ghana	54,000
Guatemala	10,992
Guinea Bissau	4,970
Guyana	2,499
Honduras	17,666
Hungary	8,537
Iceland	300,000
India	1,995,157
Indonesia	70,681
Iran (Islamic Republic of)	122,152
Ireland	13,497,379
Israel	225,000
Italy	6,269,217
Japan	79,252,594
Jordan	200,132
Kazakhstan	199,970
Kenya	39,987
Kiribati	60,611
Kuwait	40,000
Lao People's Democratic Republic	10,000
Lesotho	10,153
Liechtenstein	103,624
Luxembourg	14,305,544
Madagascar	29,778
Malawi	5,411
Malaysia	60,000
Maldives	10,000
Mali	30,114
Mauritania	14,590
Mauritius	8,786

DONOR	\$
Mexico	280,000
Micronesia (Federated States of)	6,000
Monaco	47,232
Mongolia	27,800
Morocco	47,636
Mozambique	5,000
Myanmar	680
Nauru	405
Nepal	27,615
Netherlands	164,551,345
New Zealand	17,856,391
Nicaragua	25,000
Niger	40,000
Norway	222,372,793
Oman	30,000
Pakistan	2,042,974
Palau	950
Palestine	4,993
Panama	30,000
Papua New Guinea	11,570
Peru	7,204
Philippines	132,373
Poland	67,766
Portugal	88,863
Qatar	119,925
Republic of Korea	406,317
Romania	30,000
Russian Federation	1,200,000
Rwanda	1,950
Saint Kitts and Nevis	1,000
Samoa	9,000
São Tomé and Príncipe	27,441
Saudi Arabia	2,000,000
Senegal	26,493
Seychelles	2,000
Sierra Leone	120,000
Singapore	20,000
Slovakia	17,430
Slovenia	5,599

DONOR	\$
South Africa	157,804
Spain	540,865
Sri Lanka	72,000
Sudan	104,800
Suriname	1,200
Swaziland	40,000
Sweden	250,590,977
Switzerland	65,625,258
Tajikistan	3,289
Thailand	542,408
The former Yugoslav Republic of Macedonia	2,500
Togo	22,256
Tokelau	2,000
Tonga	2,016
Trinidad and Tobago	19,990
Tunisia	42,635
Turkey	600,000
Turkmenistan	9,000
Uganda	50,000
United Kingdom of Great Britain and Northern Ireland	114,747,713
United Arab Emirates	40,000
United Republic of Tanzania	7,449
United States of America	92,640,000
Uruguay	60,000
Uzbekistan	478
Vanuatu	1,729
Viet Nam	80,000
Yemen	24,910
Zambia	35,574
Zimbabwe	120,000
Private Contributions	230,740
Subtotal	1,577,267,787
Government contribution to local office costs	1,043,443
TOTAL	1,578,311,230

¹ All 2017 figures are provisional as of 20 April 2018.

Population in Afghanistan, by enumeration area, 2017

LOW HIGH



Bill & Melinda Gates Foundation

UNFPA partnered with the Bill & Melinda Gates Foundation, the United Kingdom Department for International Development and WorldPop/Flowminder to harness the power of spatial reference technology to help Afghanistan collect population data from all areas of the country, including those that have been hard to reach because of security concerns.



©UNFPA/Elena Heatherwick

Johnson & Johnson

With support from Johnson & Johnson, UNFPA is helping reduce maternal deaths in Haiti and Liberia by increasing the number and capacity of skilled birth attendants and improving linkages between local communities and maternal health services. At the Marigot maternity clinic, one of five obstetric and newborn care centres supported by Johnson & Johnson in Haiti, midwives provide free maternal health services.

Parliamentarians

Members of Parliament from Africa and Europe see first-hand the impact of maternal health and youth-empowerment programmes in Conakry, Guinea, in 2017.



©EPF

UNFCU Foundation

With support of the UNFCU Foundation, Fistula Foundation Nigeria and UNFPA enabled 248 women and girls suffering from obstetric fistula to be successfully treated in Northern Nigeria. Thirty women had been diagnosed with “very complex fistulas” and received access to advanced reconstructive surgical care.



©UNFPA/Kori Habib

Zonta

Fistula survivors on the day of their graduation from the Liberia Fistula Rehabilitation and Reintegration Centre. The project is delivered by UNFPA with financial support from Zonta International.



©UNFPA/Calixte Hessou

UNFPA programmes reached women and young people in 155 countries, territories and other areas in 2017 through a network of 136 country offices, six regional and two subregional offices and liaison offices in Addis Ababa, Brussels, Copenhagen, Geneva, London, Tokyo and Washington, D.C. These offices combined had a total of 2,647 regular staff in 2017.



UNFPA


Delivering a world where
every pregnancy is wanted
every childbirth is safe and
every young person's
potential is fulfilled



UNITED NATIONS POPULATION FUND

605 Third Avenue
New York, NY 10158
Tel. +1 212 297 5000

www.unfpa.org

 @unfpa

©UNFPA 2018
ISBN: 9781618000316
E/1.500/2018